

Latent Variable Models

Stefano Ermon, Aditya Grover

Stanford University

Lecture 5

Recap of last lecture

- ① Autoregressive models:
 - Chain rule based factorization is fully general
 - Compact representation via *conditional independence* and/or *neural parameterizations*
- ② Autoregressive models Pros:
 - Easy to evaluate likelihoods
 - Easy to train
- ③ Autoregressive models Cons:
 - Requires an ordering
 - Generation is sequential
 - Cannot learn features in an unsupervised way

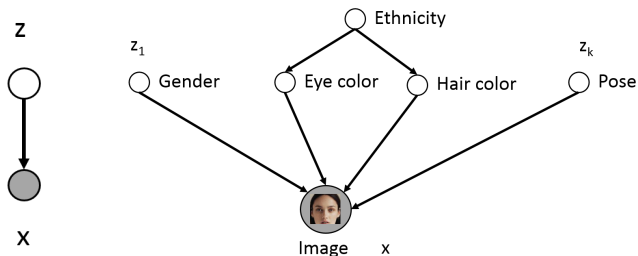
- 1 Latent Variable Models
 - Mixture models
 - Variational autoencoder
 - Variational inference and learning

Latent Variable Models: Motivation



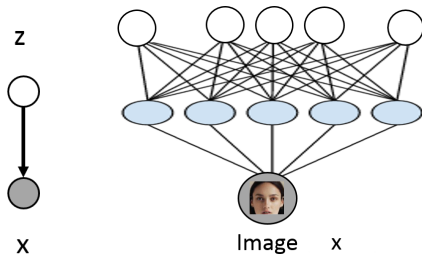
- 1 Lots of variability in images x due to gender, eye color, hair color, pose, etc. However, unless images are annotated, these factors of variation are not explicitly available (latent).
- 2 **Idea:** explicitly model these factors using latent variables z

Latent Variable Models: Motivation



- 1 Only shaded variables x are observed in the data (pixel values)
- 2 Latent variables z correspond to high level features
 - If z chosen properly, $p(x|z)$ could be much simpler than $p(x)$
 - If we had trained this model, then we could identify features via $p(z | x)$, e.g., $p(\text{EyeColor} = \text{Blue} | x)$
- 3 **Challenge:** Very difficult to specify these conditionals by hand

Deep Latent Variable Models

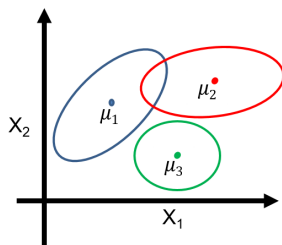


- 1 $\mathbf{z} \sim \mathcal{N}(0, I)$
- 2 $p(\mathbf{x} | \mathbf{z}) = \mathcal{N}(\mu_{\theta}(\mathbf{z}), \Sigma_{\theta}(\mathbf{z}))$ where $\mu_{\theta}, \Sigma_{\theta}$ are neural networks
- 3 *Hope* that after training, \mathbf{z} will correspond to meaningful latent factors of variation (*features*). Unsupervised representation learning.
- 4 As before, features can be computed via $p(\mathbf{z} | \mathbf{x})$

Mixture of Gaussians: a Shallow Latent Variable Model

Mixture of Gaussians. Bayes net: $\mathbf{z} \rightarrow \mathbf{x}$.

- 1 $\mathbf{z} \sim \text{Categorical}(1, \dots, K)$
- 2 $p(\mathbf{x} \mid \mathbf{z} = k) = \mathcal{N}(\mu_k, \Sigma_k)$



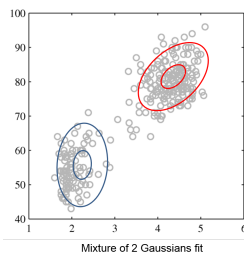
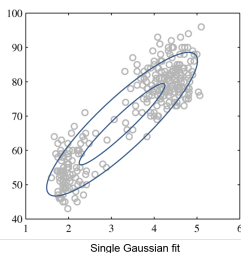
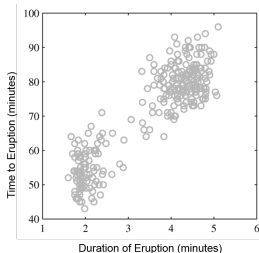
Generative process

- 1 Pick a mixture component k by sampling z
- 2 Generate a data point by sampling from that Gaussian

Mixture of Gaussians: a Shallow Latent Variable Model

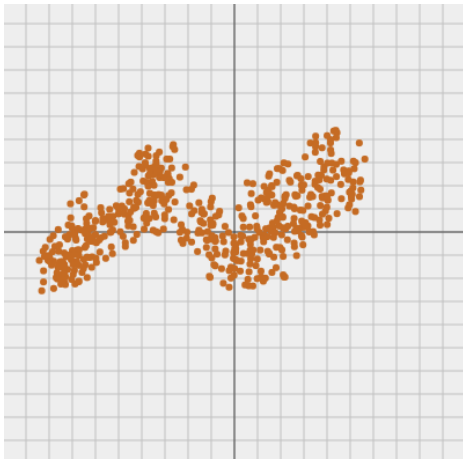
Mixture of Gaussians:

- 1 $\mathbf{z} \sim \text{Categorical}(1, \dots, K)$
- 2 $p(\mathbf{x} | \mathbf{z} = k) = \mathcal{N}(\mu_k, \Sigma_k)$

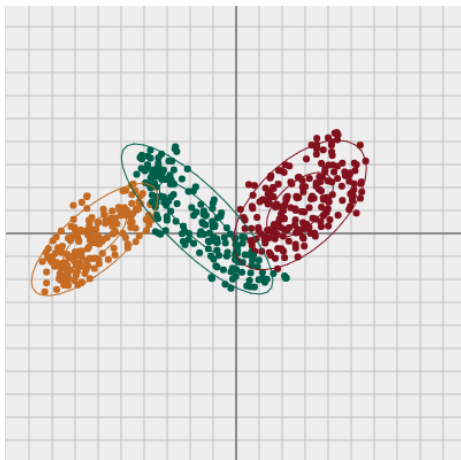


- 3 **Clustering:** The posterior $p(\mathbf{z} | \mathbf{x})$ identifies the mixture component
- 4 **Unsupervised learning:** We are hoping to learn from unlabeled data (ill-posed problem)

Unsupervised learning

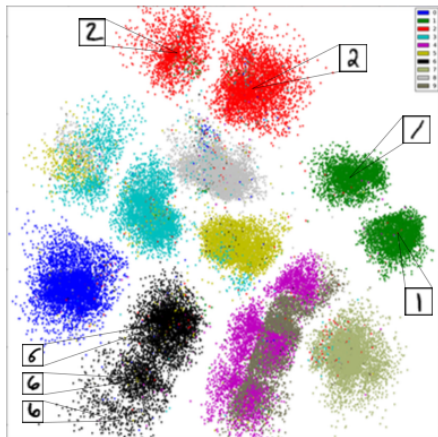


Unsupervised learning



Shown is the posterior probability that a data point was generated by the i -th mixture component, $P(z = i|x)$

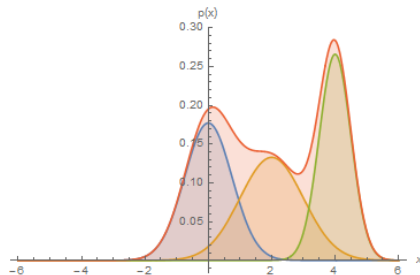
Unsupervised learning



Unsupervised clustering of handwritten digits.

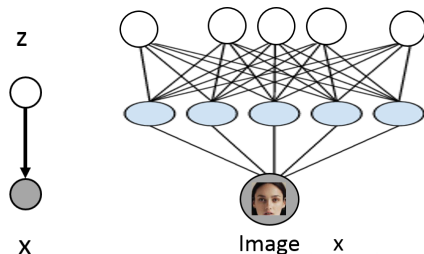
Mixture models

Combine simple models into a more complex and expressive one



$$p(\mathbf{x}) = \sum_{\mathbf{z}} p(\mathbf{x}, \mathbf{z}) = \sum_{\mathbf{z}} p(\mathbf{z})p(\mathbf{x} | \mathbf{z}) = \sum_{k=1}^K p(\mathbf{z} = k) \underbrace{\mathcal{N}(\mathbf{x}; \mu_k, \Sigma_k)}_{\text{component}}$$

Variational Autoencoder




A mixture of an infinite number of Gaussians:

- 1 $\mathbf{z} \sim \mathcal{N}(0, I)$
- 2 $p(\mathbf{x} | \mathbf{z}) = \mathcal{N}(\mu_{\theta}(\mathbf{z}), \Sigma_{\theta}(\mathbf{z}))$ where $\mu_{\theta}, \Sigma_{\theta}$ are neural networks
 - $\mu_{\theta}(\mathbf{z}) = \sigma(A\mathbf{z} + c) = (\sigma(a_1\mathbf{z} + c_1), \sigma(a_2\mathbf{z} + c_2)) = (\mu_1(\mathbf{z}), \mu_2(\mathbf{z}))$
 - $\Sigma_{\theta}(\mathbf{z}) = \text{diag}(\exp(\sigma(B\mathbf{z} + d))) = \begin{pmatrix} \exp(\sigma(b_1\mathbf{z} + d_1)) & 0 \\ 0 & \exp(\sigma(b_2\mathbf{z} + d_2)) \end{pmatrix}$
 - $\theta = (A, B, c, d)$
- 3 Even though $p(\mathbf{x} | \mathbf{z})$ is simple, the marginal $p(\mathbf{x})$ is very complex/flexible

- Latent Variable Models
 - Allow us to define complex models $p(\mathbf{x})$ in terms of simple building blocks $p(\mathbf{x} | \mathbf{z})$
 - Natural for unsupervised learning tasks (clustering, unsupervised representation learning, etc.)
 - No free lunch: much more difficult to learn compared to fully observed, autoregressive models

Marginal Likelihood



- Suppose some pixel values are missing at train time (e.g., top half)
- Let \mathbf{X} denote observed random variables, and \mathbf{Z} the unobserved ones (also called hidden or latent)
- Suppose we have a model for the joint distribution (e.g., PixelCNN)

$$p(\mathbf{X}, \mathbf{Z}; \theta)$$

What is the probability $p(\mathbf{X} = \bar{\mathbf{x}}; \theta)$ of observing a training data point $\bar{\mathbf{x}}$?

$$\sum_{\mathbf{z}} p(\mathbf{X} = \bar{\mathbf{x}}, \mathbf{Z} = \mathbf{z}; \theta) = \sum_{\mathbf{z}} p(\bar{\mathbf{x}}, \mathbf{z}; \theta)$$

- Need to consider all possible ways to complete the image (fill green part)

Variational Autoencoder Marginal Likelihood



A mixture of an infinite number of Gaussians:

- 1 $\mathbf{z} \sim \mathcal{N}(0, I)$
- 2 $p(\mathbf{x} | \mathbf{z}) = \mathcal{N}(\mu_{\theta}(\mathbf{z}), \Sigma_{\theta}(\mathbf{z}))$ where $\mu_{\theta}, \Sigma_{\theta}$ are neural networks
- 3 \mathbf{Z} are unobserved at train time (also called hidden or latent)
- 4 Suppose we have a model for the joint distribution. What is the probability $p(\mathbf{X} = \bar{\mathbf{x}}; \theta)$ of observing a training data point $\bar{\mathbf{x}}$?

$$\int_{\mathbf{z}} p(\mathbf{X} = \bar{\mathbf{x}}, \mathbf{Z} = \mathbf{z}; \theta) d\mathbf{z} = \int_{\mathbf{z}} p(\bar{\mathbf{x}}, \mathbf{z}; \theta) d\mathbf{z}$$

Partially observed data

- Suppose that our joint distribution is

$$p(\mathbf{X}, \mathbf{Z}; \theta)$$

- We have a dataset \mathcal{D} , where for each datapoint the \mathbf{X} variables are observed (e.g., pixel values) and the variables \mathbf{Z} are never observed (e.g., cluster or class id.). $\mathcal{D} = \{\mathbf{x}^{(1)}, \dots, \mathbf{x}^{(M)}\}$.

- Maximum likelihood learning:

$$\log \prod_{\mathbf{x} \in \mathcal{D}} p(\mathbf{x}; \theta) = \sum_{\mathbf{x} \in \mathcal{D}} \log p(\mathbf{x}; \theta) = \sum_{\mathbf{x} \in \mathcal{D}} \log \sum_{\mathbf{z}} p(\mathbf{x}, \mathbf{z}; \theta)$$

- Evaluating $\log \sum_{\mathbf{z}} p(\mathbf{x}, \mathbf{z}; \theta)$ can be intractable. Suppose we have 30 binary latent features, $\mathbf{z} \in \{0, 1\}^{30}$. Evaluating $\sum_{\mathbf{z}} p(\mathbf{x}, \mathbf{z}; \theta)$ involves a sum with 2^{30} terms. For continuous variables, $\log \int_{\mathbf{z}} p(\mathbf{x}, \mathbf{z}; \theta) d\mathbf{z}$ is often intractable. Gradients ∇_{θ} also hard to compute.
- Need **approximations**. One gradient evaluation per training data point $\mathbf{x} \in \mathcal{D}$, so approximation needs to be cheap.

First attempt: Naive Monte Carlo

Likelihood function $p_\theta(\mathbf{x})$ for Partially Observed Data is hard to compute:

$$p_\theta(\mathbf{x}) = \sum_{\text{All values of } \mathbf{z}} p_\theta(\mathbf{x}, \mathbf{z}) = |\mathcal{Z}| \sum_{\mathbf{z} \in \mathcal{Z}} \frac{1}{|\mathcal{Z}|} p_\theta(\mathbf{x}, \mathbf{z}) = |\mathcal{Z}| \mathbb{E}_{\mathbf{z} \sim \text{Uniform}(\mathcal{Z})} [p_\theta(\mathbf{x}, \mathbf{z})]$$

We can think of it as an (intractable) expectation. Monte Carlo to the rescue:

- 1 Sample $\mathbf{z}^{(1)}, \dots, \mathbf{z}^{(k)}$ uniformly at random
- 2 Approximate expectation with sample average

$$\sum_{\mathbf{z}} p_\theta(\mathbf{x}, \mathbf{z}) \approx |\mathcal{Z}| \frac{1}{k} \sum_{j=1}^k p_\theta(\mathbf{x}, \mathbf{z}^{(j)})$$

Works in theory but not in practice. For most \mathbf{z} , $p_\theta(\mathbf{x}, \mathbf{z})$ is very low (most completions don't make sense). Some are very large but will never "hit" likely completions by uniform random sampling. Need a clever way to select $\mathbf{z}^{(j)}$ to reduce variance of the estimator.

Second attempt: Importance Sampling

Likelihood function $p_\theta(\mathbf{x})$ for Partially Observed Data is hard to compute:

$$p_\theta(\mathbf{x}) = \sum_{\text{All possible values of } \mathbf{z}} p_\theta(\mathbf{x}, \mathbf{z}) = \sum_{\mathbf{z} \in \mathcal{Z}} \frac{q(\mathbf{z})}{q(\mathbf{z})} p_\theta(\mathbf{x}, \mathbf{z}) = \mathbb{E}_{\mathbf{z} \sim q(\mathbf{z})} \left[\frac{p_\theta(\mathbf{x}, \mathbf{z})}{q(\mathbf{z})} \right]$$

Monte Carlo to the rescue:

- 1 Sample $\mathbf{z}^{(1)}, \dots, \mathbf{z}^{(k)}$ from $q(\mathbf{z})$
- 2 Approximate expectation with sample average

$$p_\theta(\mathbf{x}) \approx \frac{1}{k} \sum_{j=1}^k \frac{p_\theta(\mathbf{x}, \mathbf{z}^{(j)})}{q(\mathbf{z}^{(j)})}$$

What is a good choice for $q(\mathbf{z})$? Intuitively, choose likely completions. It would then be tempting to estimate the *log*-likelihood as:

$$\log(p_\theta(\mathbf{x})) \approx \log \left(\frac{1}{k} \sum_{j=1}^k \frac{p_\theta(\mathbf{x}, \mathbf{z}^{(j)})}{q(\mathbf{z}^{(j)})} \right) \stackrel{k=1}{\approx} \log \left(\frac{p_\theta(\mathbf{x}, \mathbf{z}^{(1)})}{q(\mathbf{z}^{(1)})} \right)$$

However, it's clear that $\mathbb{E}_{\mathbf{z}^{(1)} \sim q(\mathbf{z})} \left[\log \left(\frac{p_\theta(\mathbf{x}, \mathbf{z}^{(1)})}{q(\mathbf{z}^{(1)})} \right) \right] \neq \log \left(\mathbb{E}_{\mathbf{z}^{(1)} \sim q(\mathbf{z})} \left[\frac{p_\theta(\mathbf{x}, \mathbf{z}^{(1)})}{q(\mathbf{z}^{(1)})} \right] \right)$

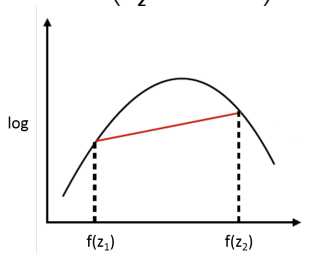
Evidence Lower Bound

Log-Likelihood function for Partially Observed Data is hard to compute:

$$\log \left(\sum_{\mathbf{z} \in \mathcal{Z}} p_{\theta}(\mathbf{x}, \mathbf{z}) \right) = \log \left(\sum_{\mathbf{z} \in \mathcal{Z}} \frac{q(\mathbf{z})}{q(\mathbf{z})} p_{\theta}(\mathbf{x}, \mathbf{z}) \right) = \log \left(\mathbb{E}_{\mathbf{z} \sim q(\mathbf{z})} \left[\frac{p_{\theta}(\mathbf{x}, \mathbf{z})}{q(\mathbf{z})} \right] \right)$$

- $\log(\cdot)$ is a concave function. $\log(px + (1-p)x') \geq p \log(x) + (1-p) \log(x')$.
- Idea: use Jensen Inequality (for concave functions)

$$\log \left(\mathbb{E}_{\mathbf{z} \sim q(\mathbf{z})} [f(\mathbf{z})] \right) = \log \left(\sum_{\mathbf{z}} q(\mathbf{z}) f(\mathbf{z}) \right) \geq \sum_{\mathbf{z}} q(\mathbf{z}) \log f(\mathbf{z})$$



Evidence Lower Bound

Log-Likelihood function for Partially Observed Data is hard to compute:

$$\log \left(\sum_{\mathbf{z} \in \mathcal{Z}} p_{\theta}(\mathbf{x}, \mathbf{z}) \right) = \log \left(\sum_{\mathbf{z} \in \mathcal{Z}} \frac{q(\mathbf{z})}{q(\mathbf{z})} p_{\theta}(\mathbf{x}, \mathbf{z}) \right) = \log \left(\mathbb{E}_{\mathbf{z} \sim q(\mathbf{z})} \left[\frac{p_{\theta}(\mathbf{x}, \mathbf{z})}{q(\mathbf{z})} \right] \right)$$

- $\log(\cdot)$ is a concave function. $\log(px + (1-p)x') \geq p \log(x) + (1-p) \log(x')$.
- Idea: use Jensen Inequality (for concave functions)

$$\log \left(\mathbb{E}_{\mathbf{z} \sim q(\mathbf{z})} [f(\mathbf{z})] \right) = \log \left(\sum_{\mathbf{z}} q(\mathbf{z}) f(\mathbf{z}) \right) \geq \sum_{\mathbf{z}} q(\mathbf{z}) \log f(\mathbf{z})$$

Choosing $f(\mathbf{z}) = \frac{p_{\theta}(\mathbf{x}, \mathbf{z})}{q(\mathbf{z})}$

$$\log \left(\mathbb{E}_{\mathbf{z} \sim q(\mathbf{z})} \left[\frac{p_{\theta}(\mathbf{x}, \mathbf{z})}{q(\mathbf{z})} \right] \right) \geq \mathbb{E}_{\mathbf{z} \sim q(\mathbf{z})} \left[\log \left(\frac{p_{\theta}(\mathbf{x}, \mathbf{z})}{q(\mathbf{z})} \right) \right]$$

Called Evidence Lower Bound (**ELBO**).

Variational inference

- Suppose $q(\mathbf{z})$ is **any** probability distribution over the hidden variables
- **Evidence lower bound** (ELBO) holds for any q

$$\begin{aligned}\log p(\mathbf{x}; \theta) &\geq \sum_{\mathbf{z}} q(\mathbf{z}) \log \left(\frac{p_{\theta}(\mathbf{x}, \mathbf{z})}{q(\mathbf{z})} \right) \\ &= \sum_{\mathbf{z}} q(\mathbf{z}) \log p_{\theta}(\mathbf{x}, \mathbf{z}) - \underbrace{\sum_{\mathbf{z}} q(\mathbf{z}) \log q(\mathbf{z})}_{\text{Entropy } H(q) \text{ of } q} \\ &= \sum_{\mathbf{z}} q(\mathbf{z}) \log p_{\theta}(\mathbf{x}, \mathbf{z}) + H(q)\end{aligned}$$

- Equality holds if $q = p(\mathbf{z}|\mathbf{x}; \theta)$

$$\log p(\mathbf{x}; \theta) = \sum_{\mathbf{z}} q(\mathbf{z}) \log p(\mathbf{z}, \mathbf{x}; \theta) + H(q)$$

- (Aside: This is what we compute in the E-step of the EM algorithm)

Why is the bound tight

- We derived this lower bound that holds for any choice of $q(\mathbf{z})$:

$$\log p(\mathbf{x}; \theta) \geq \sum_{\mathbf{z}} q(\mathbf{z}) \log \frac{p(\mathbf{x}, \mathbf{z}; \theta)}{q(\mathbf{z})}$$

- If $q(\mathbf{z}) = p(\mathbf{z}|\mathbf{x}; \theta)$ the bound becomes:

$$\begin{aligned} \sum_{\mathbf{z}} p(\mathbf{z}|\mathbf{x}; \theta) \log \frac{p(\mathbf{x}, \mathbf{z}; \theta)}{p(\mathbf{z}|\mathbf{x}; \theta)} &= \sum_{\mathbf{z}} p(\mathbf{z}|\mathbf{x}; \theta) \log \frac{p(\mathbf{z}|\mathbf{x}; \theta)p(\mathbf{x}; \theta)}{p(\mathbf{z}|\mathbf{x}; \theta)} \\ &= \sum_{\mathbf{z}} p(\mathbf{z}|\mathbf{x}; \theta) \log p(\mathbf{x}; \theta) \\ &= \log p(\mathbf{x}; \theta) \underbrace{\sum_{\mathbf{z}} p(\mathbf{z}|\mathbf{x}; \theta)}_{=1} \\ &= \log p(\mathbf{x}; \theta) \end{aligned}$$

- Confirms our previous importance sampling intuition: we should choose likely completions.
- What if the posterior $p(\mathbf{z}|\mathbf{x}; \theta)$ is intractable to compute? How loose is the bound?

Variational inference continued

- Suppose $q(\mathbf{z})$ is **any** probability distribution over the hidden variables. A little bit of algebra reveals

$$D_{KL}(q(\mathbf{z})\|p(\mathbf{z}|\mathbf{x};\theta)) = -\sum_{\mathbf{z}} q(\mathbf{z}) \log p(\mathbf{z}, \mathbf{x}; \theta) + \log p(\mathbf{x}; \theta) - H(q) \geq 0$$

- Rearranging, we re-derived the **Evidence lower bound** (ELBO)

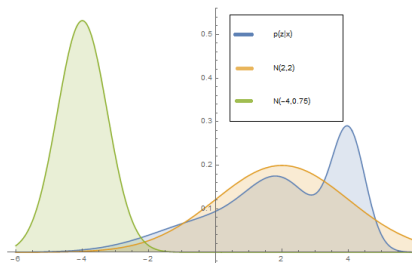
$$\log p(\mathbf{x}; \theta) \geq \sum_{\mathbf{z}} q(\mathbf{z}) \log p(\mathbf{z}, \mathbf{x}; \theta) + H(q)$$

- Equality holds if $q = p(\mathbf{z}|\mathbf{x}; \theta)$ because $D_{KL}(q(\mathbf{z})\|p(\mathbf{z}|\mathbf{x}; \theta)) = 0$

$$\log p(\mathbf{x}; \theta) = \sum_{\mathbf{z}} q(\mathbf{z}) \log p(\mathbf{z}, \mathbf{x}; \theta) + H(q)$$


- In general, $\log p(\mathbf{x}; \theta) = \text{ELBO} + D_{KL}(q(\mathbf{z})\|p(\mathbf{z}|\mathbf{x}; \theta))$. The closer $q(\mathbf{z})$ is to $p(\mathbf{z}|\mathbf{x}; \theta)$, the closer the ELBO is to the true log-likelihood

The Evidence Lower bound



- What if the posterior $p(\mathbf{z}|\mathbf{x}; \theta)$ is intractable to compute?
- Suppose $q(\mathbf{z}; \phi)$ is a (tractable) probability distribution over the hidden variables parameterized by ϕ (variational parameters)
 - For example, a Gaussian with mean and covariance specified by ϕ
$$q(\mathbf{z}; \phi) = \mathcal{N}(\phi_1, \phi_2)$$
- **Variational inference:** pick ϕ so that $q(\mathbf{z}; \phi)$ is as close as possible to $p(\mathbf{z}|\mathbf{x}; \theta)$. In the figure, the posterior $p(\mathbf{z}|\mathbf{x}; \theta)$ (blue) is better approximated by $\mathcal{N}(2, 2)$ (orange) than $\mathcal{N}(-4, 0.75)$ (green)

A variational approximation to the posterior

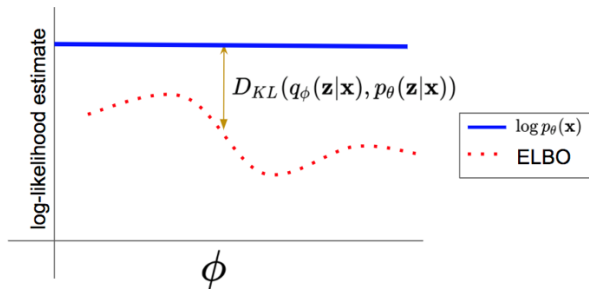


- Assume $p(\mathbf{x}^{top}, \mathbf{x}^{bottom}; \theta)$ assigns high probability to images that look like digits. In this example, we assume $\mathbf{z} = \mathbf{x}^{top}$ are unobserved (latent)
- Suppose $q(\mathbf{x}^{top}; \phi)$ is a (tractable) probability distribution over the hidden variables (missing pixels in this example) \mathbf{x}^{top} parameterized by ϕ (variational parameters)

$$q(\mathbf{x}^{top}; \phi) = \prod_{\text{unobserved variables } \mathbf{x}_i^{top}} (\phi_i)^{\mathbf{x}_i^{top}} (1 - \phi_i)^{(1 - \mathbf{x}_i^{top})}$$

- Is $\phi_i = 0.5 \forall i$ a good approximation to the posterior $p(\mathbf{x}^{top} | \mathbf{x}^{bottom}; \theta)$? No
- Is $\phi_i = 1 \forall i$ a good approximation to the posterior $p(\mathbf{x}^{top} | \mathbf{x}^{bottom}; \theta)$? No
- Is $\phi_i \approx 1$ for pixels i corresponding to the top part of digit **9** a good approximation? Yes

The Evidence Lower bound



$$\begin{aligned}\log p(\mathbf{x}; \theta) &\geq \sum_{\mathbf{z}} q(\mathbf{z}; \phi) \log p(\mathbf{z}, \mathbf{x}; \theta) + H(q(\mathbf{z}; \phi)) = \underbrace{\mathcal{L}(\mathbf{x}; \theta, \phi)}_{\text{ELBO}} \\ &= \mathcal{L}(\mathbf{x}; \theta, \phi) + D_{KL}(q(\mathbf{z}; \phi) \| p(\mathbf{z}|\mathbf{x}; \theta))\end{aligned}$$

The better $q(\mathbf{z}; \phi)$ can approximate the posterior $p(\mathbf{z}|\mathbf{x}; \theta)$, the smaller $D_{KL}(q(\mathbf{z}; \phi) \| p(\mathbf{z}|\mathbf{x}; \theta))$ we can achieve, the closer ELBO will be to $\log p(\mathbf{x}; \theta)$. Next: jointly optimize over θ and ϕ to maximize the ELBO over a dataset

- Latent Variable Models Pros:
 - Easy to build flexible models
 - Suitable for unsupervised learning
- Latent Variable Models Cons:
 - Hard to evaluate likelihoods
 - Hard to train via maximum-likelihood
 - Fundamentally, the challenge is that posterior inference $p(\mathbf{z} | \mathbf{x})$ is hard. Typically requires variational approximations
- Alternative: give up on KL-divergence and likelihood (GANs)